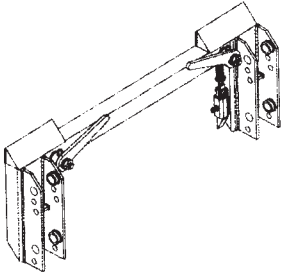
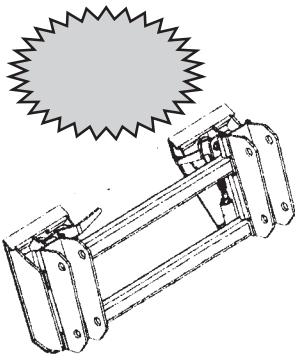


Haugen

Marv Haugen Enterprises Inc.
602 1st Street N - Casselton, ND 58012
Toll Free 877-580-6218
Phone: 701-347-4827 Fax: 701-347-4830
Website: www.haugenattachments.com



- Makes Tractor loaders compatible with universal mount Skid-Steer Attachments



Model#	Fits Loader Model	Weight	Shipping Order Code
<u>Cub Cadet / Woods</u>			
QA-CC1	Cub Cadet 476 & Woods 1009	78 lbs.	100-001-000
QA-CC2	Cub Cadet 417 & Woods 165	78 lbs.	100-022-000
QA-CC3	Cub Cadet 833	80 lbs.	100-078-000
QA-YA1	Cub Cadet Yanmar CL300 (Please designate bucket pin size)	80 lbs.	100-191-000

<u>Bush Hog / Great Bend</u>			
QA-BH1	Bush Hog 2240 & 2245	78 lbs.	100-053-000
QA-BH2	Bush Hog 2425, 2440 & 2445	88 lbs.	100-085-000
QA-BH3	Bush Hog 2840, 2845 & 3450	191 lbs.	100-189-000
QA-GB1	Great Bend 240, 260 & 280	81 lbs.	100-020-000
QA-GB2	Great Bend 330	84 lbs.	100-005-000
QA-GB3	Great Bend 440 Pin-Type	86 lbs.	100-080-000
QA-GB4	Great Bend 660, 760, 770, 860 & 870 Pin-Type	230 lbs.	100-099-000

<u>John Deere</u>			
QA-ALO	John Deere 553, 563 & 673 w/ Global Carrier Only, (JD QA Conversion Plate)	223 lbs.	100-084-000
QA-JD1	John Deere 80 Pin-Type & 440 Pin-Type	76 lbs.	100-011-000
QA-JD2	John Deere 300, 300X, 300CX, 305, 400X, 400CX, 419, 420, 430, 440QA, & 460 (JD QA Conversion Plate)	80 lbs.	100-018-000
QA-JD3	John Deere 510, 512, 520, 521, 522, 540, 541 & 542 (JD QA Conversion Plate)	106 lbs.	100-019-000
QA-JD4	John Deere 145, 146, 148 & 158 Pin-Type	224 lbs.	100-067-000
QA-JD5	John Deere 70 & 70A Pin-Type	77 lbs.	100-030-000
QA-JD6 *	John Deere 620, 640, 720, 721, 725, 726, 740, 741, & 746 (JD QA Conversion Plate)	230 lbs.	100-068-000
QA-JD7	John Deere 245, 260 & 265 tractor loader (JD QA Conversion Plate)	224 lbs.	100-069-000
QA-JD8	John Deere 840 (JD QA Conversion Plate)	277 lbs.	100-073-000
QA-JD9	John Deere 48 Pin-Type	230 lbs.	100-077-000
QA-JD10	John Deere 100 & 175 Pin-Type	180 lbs.	100-087-000
QA-JD11	John Deere 75 Pin-Type	77 lbs.	100-184-728
	* Requires John Deere hitch kit #BW 15457 or Haugen's Kit	27 lbs.	001-001-068

<u>Kubota</u>			
QA-KU1	Kubota LA401, LA402, LA452, LA480, LA481, LA482, LA680, LA681, LA682, LB402, LB552 & LB702	76 lbs.	100-007-000
PK-KU1	Pin Kit for QA-KU1 & QA-KU6 (optional)	4 lbs.	000-161-062
QA-KU2	Kubota BF500, BF550, LA450, LA500, & LA650 (Includes: QA-KU1 & Pin Kit PK-KU1)	80 lbs.	100-008-000
QA-KU3	Kubota BF800, BF900, BF1100, LA950, LA1100 & LA1150 (Includes: QA-KU5 & Pin Kit PK-KU5)	94 lbs.	100-012-000
QA-KU4	Kubota TL720	95 lbs.	100-013-000
PK-KU4	Pin Kit for QA-KU4 & QA-KU9 (optional)	6 lbs.	000-161-063
QA-KU5	Kubota LA950A, LA1001, LA1002 & LA1150A	88 lbs.	100-014-000
PK-KU5	Pin Kit for QA-KU5 & QA-KU7 (optional)	6 lbs.	000-161-064
QA-KU6	Kubota TL420 & TL421	76 lbs.	100-015-000
QA-KU7	Kubota LA1251 Pin-Type	124 lbs.	100-016-000
QA-KU8	Kubota TL1150 & LA1162	125 lbs.	100-064-000
QA-KU9	Kubota LA852	81 lbs.	100-025-000
QA-KU10	Kubota M1000	81 lbs.	100-032-000
QA-KU11	Kubota LA463 & LA513	78 lbs.	100-059-000
QA-KU12	Kubota LA723	80 lbs.	100-060-000
QA-KU13	Kubota LA853	81 lbs.	100-061-000
QA-KU14	Kubota LA1301, LA1601 & LA1251 w/ Kubota QA (Conversion Plate)	260 lbs.	100-072-000
QA-KU15	Kubota LA403	78 lbs.	100-076-000
QA-KU16	Kubota LA703	81 lbs.	100-082-000
QA-KU17	Kubota LA504	78 lbs.	100-196-000
QA-KX161	Kubota KX161-3 445 Mini Excavator & U45 w/ Kubota QA (Conversion Plate)	230 lbs.	100-091-000
QA-KX121	Kubota KX121-3, KX91-3 & U35 w/ Kubota QA	229 lbs.	100-186-000
QA-KX080	Kubota KX080-3 w/ Kubota QA	278 lbs.	100-190-000

Haugen

Marv Haugen Enterprises Inc.
 602 1st Street N - Casselton, ND 58012
Toll Free 877-580-6218
 Phone: 701-347-4827 Fax: 701-347-4830
 Website: www.haugenattachments.com

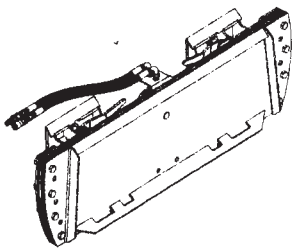
TACH-ALL Quick Attach for Tractor Loaders

Model#	Fits Loader Model	Weight	Shipping Order Code
<u>Massey Ferguson/AGCO/Challenger</u>			
QA-MF1	Massey Ferguson L100, 1246, 1466, AGCO SL46, Challenger ML30, TYM TL100 & TL200	84 bs.	100-021-000
QA-MF2	Massey Ferguson 232, 236, 832, 932, 1040, 1050, AGCO SL48, AGCO 656 & Challenger ML40	101 bs.	100-006-000
QA-MF3	Massey Ferguson 1244, 1464, 1520, AGCO SL44 & Challenger ML20	84 bs.	100-088-000
QA-AC1	Alls Chalmers 400, 450, 460 & 500	84 bs.	100-095-000

<u>New Holland /Case IH</u>			
QA-ALO	New Holland 810TL, 820TL, 830TL & 840TL Case IH LX720, LX730, LX740, LX750 (Euro-Style QA)	223 bs.	100-084-000
QA-FO1	New Holland 7108, 7308 & Case IH L130	76 bs.	100-009-000
QA-FO2	New Holland 2109, 7109, 7209, 7210, 7309, 7310 & 7410	117 bs.	100-010-000
QA-FO3	New Holland 14LA, 15LA, 16LA, 17LA, 18LA Case IH L160, LX114, LX116 & LX118	100 bs.	100-026-000
QA-FO4	Ford 770, 770A & 770B	80 bs.	100-002-000
QA-FO5	Ford 345C & 345D	193 bs.	100-070-000
QA-FO6	Ford 445C, 445D, 545C & 545D	194 bs.	100-071-000
QA-FO7	Ford 712, 720, 725, 730 & 735 baders	194 bs.	100-079-000
QA-FO8	Ford 740 bader	196 bs.	100-081-000
QA-FO9	Ford 771, Kubota 1500, Schwartz 1200HD, 1350 & 1450	85 bs.	100-086-000
QA-FO10	Ford 776A, 776B, 777B, 777D & 777E	207 bs.	100-089-000
QA-FO11	Ford 745	201 bs.	100-092-000
QA-FO12	Ford 772, Schwartz 1300 & 1400	196 bs.	100-093-000
QA-FO13	New Holland 7614 (TV140) (QA Conversion Plate)	270 bs.	100-097-000
QA-FO14	Ford 445, 445A, 545 & 545A *4-bar linkage*	201 bs.	100-185-000
QA-FO15	Ford 744 bader	200 bs.	100-195-000
QA-FO16	Ford 776F (1-1/4" pin diameter)	208 bs.	100-197-000
QA-CA1	Case IH 2250 & 2255	93 bs.	100-017-000
QA-CA2	Case IH 2050	108 bs.	100-027-000
QA-CA3	Case IH 2000	108 bs.	100-033-000
QA-CA4	Case IH 10QA & L108 (Pins included)	76 bs.	100-054-000
QA-CA5	Case IH 1850 & 2200	198 bs.	100-101-000
QA-CA6	Case IH 510, 520, & L300 Pin-Type	260 bs.	100-181-000
QA-CA7	Case 56L, 60L & 74L	195 bs.	100-187-000
QA-CA8	Case 54L	169 bs.	100-193-000

Misc.

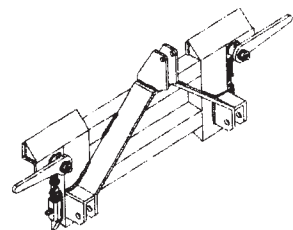
QA-ALO	Ad/Quicke Euro Quick Attach, Conversion Plate	223 bs.	100-084-000
QA-BC1	Bobcat 7TL	81 bs.	100-188-000
QA-HD	Bank Frame, Heavy-Duty w/ mounting brackets	130 bs.	100-074-000



SLOPE-TACH for Skid-Steer Loaders

- Slopes attachments up to 17 degrees in either direction.
- Cut grades, ditches or swales with a Skid-Steer.
- Dual cylinders provide smooth operation and greater tilting force.

Model#	Description	Weight	Shipping Order Code
QA-ST2	Slope-Tach Universal Mount	415 bs.	100-183-000



Three-Point Hitch Universal-Mount Quick Attach

- Use universal-mount Skid-Steer attachments on tractor three-point hitch.
- Functions best with Hydraulic top link.
- Fits any tractor with Cat. 1 three-point hitch.

Model#	Description	Weight	Shipping Order Code
QA-3PT	Three-Point Quick Attach Cat. 1	106 bs.	100-028-000